

AMS Manual Pull Stations

AS3031-10 Single Action w/ Hex Screw (H)

AS3032-10 Single Action w/ Key Lock (H)

AS3029-10 Dual Action w/ Key Lock (H)



AS3031-10



AS3032-10



AS3029-10



Standard Features

- Addressable integrated design
- All metal construction
- Single and dual action models available Extremely easy to operate
- Bi-colored status LED indicates Standby and Alarm conditions
- Address is programmable in EEPROM
- Address can be programmed when installed
- Key lock or hex key lock models available
- Enclosed switch with glass rod (included) Terminals accept up to 14AWG wire
- Surface mount back box available

Product Overview

- The AMS series of addressable manual pull stations provide a fast and practical means of manually initiating a fire alarm signal. Both single action and dual action manual pull stations are available. Resetting of the pull station requires either a Cat 30 key or a 1/8" hex key (depending upon the model used).
- An alarm condition is actuated by pulling down on the handle of the AS3031-10 and AS3032-10 single action models. On the dual action model AS3029-10 the Lift and Pull cover must be lifted before pulling down on the pull station handle. Once the pull station is activated, the handle cannot be put back into a normal standby condition without using the key operated reset feature.
- The AMS series is electronically addressable and includes a bi-colored status LED. The LED blinks green indicating normal communication with the DCP compatible SLC loop. When an alarm condition is actuated by pulling the handle, the LED will latch Red to indicate the alarm condition.

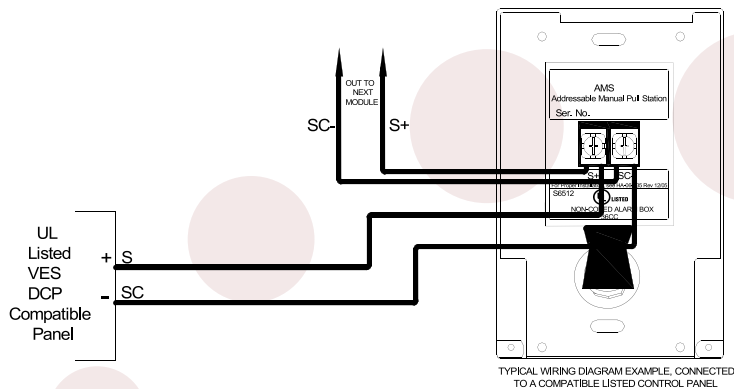
Engineering Specification

Manual pull stations shall be Avenger Systems addressable AMS series single or dual action models, AS3031-10, AS3032-10 or AS3029-10. Models shall be made of 14 AWG CRS and painted with Red enamel. The words Fire Alarm shall be in a contrasting color and be embossed text 1/2" tall. The electronics shall be fully integrated into the manual pull station requiring only connection to the SLC loop of the control panel. Programming of the manual pull station address must be possible with the manual pull station fully installed.

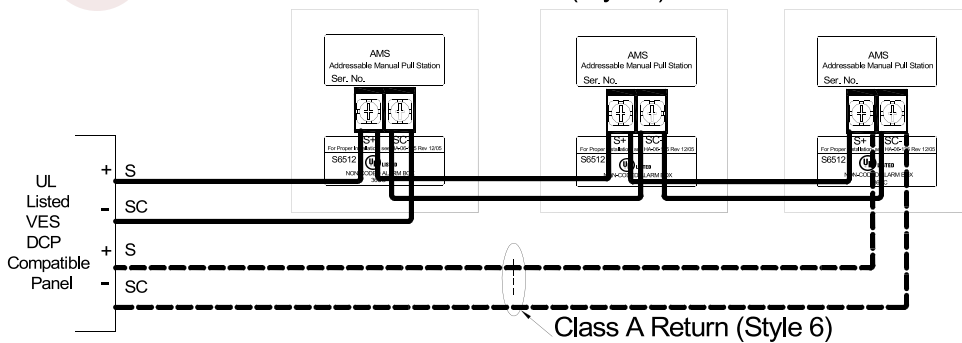
Manual pull stations shall be Underwriters Laboratories Inc. Listed and be installed within the limits defined in the Americans With Disabilities Act.

Ordering Codes

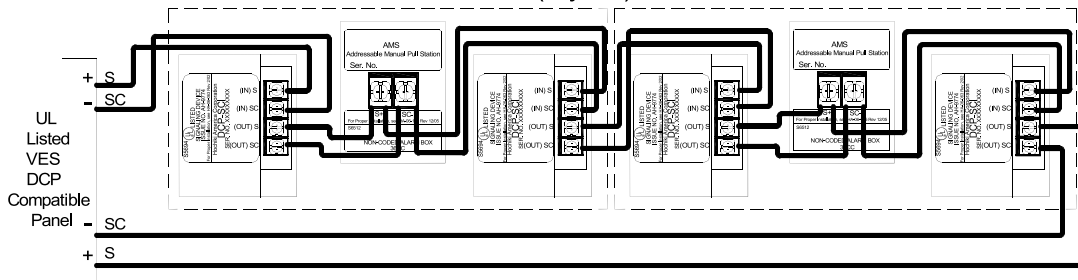
| Part number | Description |
|-------------|-----------------------------------|
| AS3031-10 | Single action with Hex Screw Lock |
| AS3032-10 | Single action with Hex Key Lock |
| AS3029-10 | Dual action with Key Lock |



Class B (Style 4)



Class A (Style 7)



This document is not intended to be used for installation purposes. We try to keep our product information up-to-date and accurate. We cannot cover all specific applications or anticipate all requirements. All specifications are subject to change without notice.

For more information, contact Avenger. Phone: 800.270.3066

